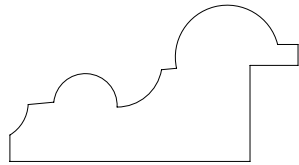
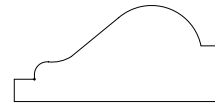


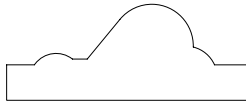
Panel Moulds



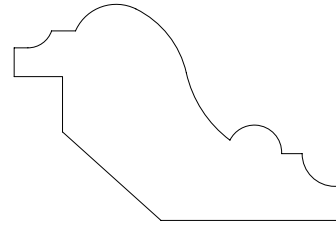
PM10 - $13/16$ x $1-1/2$ □



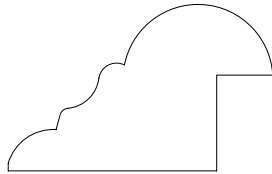
PM11 - $1/2$ x $1-1/16$



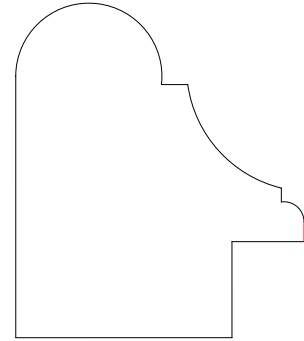
PM12 - $1/2$ x $1-1/4$



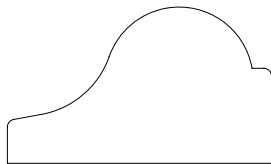
PM13 - $1-1/8$ x $1-11/16$




PM14 - $7/8$ x $1-3/8$



PM15 - $1-3/4$ x $1-1/2$



PM16 - $13/16$ x $1-3/8$



PM17 - $5/8$ x $1-9/16$ □

